

Technical data sheet

Mobile 2D-code reader

Part no.: 50143601
IT 1470g-2D-2USB-KIT

Contents


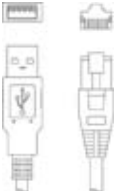
- Set consists of
- Technical data
- Electrical connection
- Operation and display
- Accessories



Figure can vary



Set consists of

	Quantity	Part no.	Designation	Article	Description
	1	50143599	IT 1470g-2D-2	Mobile 2D-code reader	Reading distance: 5 ... 400 mm Interface: USB, RS 232 Connection: RJ41 Drop height: 1.5 m
	1	50114521	KB USB-1 IT190x	Interconnection cable	Suitable for interface: USB Connection 1: USB Connection 2: RJ41 Shielded: Yes Cable length: 3,000 mm Sheathing material: PVC

Technical data

Basic data

Series	IT147xg
--------	---------

Read data

Code types, readable	2/5 Interleaved
	Codabar
	Codablock
	Code 128
	Code 39
	Code 93
	Data Matrix Code
	DotCode
	EAN 128
	EAN 8/13
	EAN Addendum
	GS1 Databar
	GS1 Databar Expanded
	GS1 Databar Limited
	GS1 Databar Omnidirectional
	GS1 Databar Stacked
	GS1 Databar Truncated
	QR code
	UPC

Optical data

Reading distance	5 ... 400 mm
Light source	LED
LED group	1
Camera resolution, horizontal	1,040 px
Camera resolution, vertical	720 px
Bar code contrast (PCS)	35 %
Modulus size	0.127 ... 0.508 mm

Electrical data

Performance data	
Supply voltage U_B	5 V, DC
Power consumption, max.	2 W

Interface

Type	RS 232, USB
RS 232	
Function	Process
USB	
Function	Process

Connection

Connection 1	
Type of connection	RJ41

Mechanical data

Dimension (W x H x L)	62 mm x 169 mm x 82 mm
Housing material	Plastic
Plastic housing	UL 94-V0
Net weight	130 g

Environmental data

Ambient temperature, operation	0 ... 50 °C
Ambient temperature, storage	-40 ... 60 °C
Relative humidity (non-condensing)	0 ... 95 %
Drop height	1.8 m
Measurements relative to	Concrete floor

Certifications

Degree of protection	IP 40
----------------------	-------

Classification

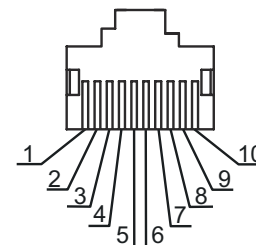
Customs tariff number	85044055
eCl@ss 5.1.4	27280101
eCl@ss 8.0	27280101
eCl@ss 9.0	27280103
eCl@ss 10.0	27280103
eCl@ss 11.0	27280103
ETIM 5.0	EC002550
ETIM 6.0	EC002999
ETIM 7.0	EC002999

Electrical connection

Connection 1

Function	Configuration interface
	Data interface
	Service interface
Type of connection	RJ41

Pin	Pin assignment
1	Shield
2	Cable ID
3	GND
4	TxD RS 232 / n.c. USB
5	RxD RS 232 / n.c. USB
6	CTS RS 232 / n.c. USB
7	+5 V DC
8	RTS RS 232 / n.c. USB
9	n.c. RS 232 / Data + USB
10	n.c. RS 232 / Data - USB




Operation and display


LED	Display	Meaning
1	Green, 1x flashing	Reading successful
	Red	No reading result

Accessories

Connection technology - Connection unit

	Part no.	Designation	Article	Description
	50112891	MA 248i Profinet Gateway	Modular connection unit	Supply voltage: 18 ... 30 V Current consumption, max.: 300 mA Interface: PROFINET, RS 232 Connections: 6 Piece(s) Degree of protection: IP 65

Connection technology - Interconnection cables

	Part no.	Designation	Article	Description
	50113397	KB JST-HS-300	Connection cable	Suitable for interface: RS 232 Connection 1: JST ZHR Connection 2: Sub-D, Axial, Male, 9 -pin Shielded: Yes Cable length: 300 mm Sheathing material: PUR

Accessories

Connection technology - Y distribution cables

	Part no.	Designation	Article	Description
	50114517	KB 232-1 IT190x	Interconnection cable	Suitable for interface: RS 232, TTL Connection 1: Sub-D, Axial, Female, 9 -pin Connection 2: RJ41 Connection 3: Connector, Pluggable, Axial, Female, 2 -pin Shielded: Yes Cable length: 3,000 mm Sheathing material: PVC

Mounting technology - Other

	Part no.	Designation	Article	Description
	50120444	BT Wallholder HS65x8	Wall mount	Design of mounting device: Wall mounting Fastening, at system: Through-hole mounting Mounting bracket, at device: insertable Material: Plastic

Note

A list with all available accessories can be found on the Leuze website in the Download tab of the article detailed page.