

## Technical data sheet

### Mobile 2D-code reader

Part no.: 50144928  
IT 1990i XR-3

#### Contents

- Technical data
- Electrical connection
- Diagrams
- Operation and display
- Notes
- Accessories



Figure can vary



## Technical data

### Basic data

Series	IT19xx
--------	--------

### Read data

Code types, readable	2/5 Interleaved
	Aztec
	Codabar
	Code 128
	Code 39
	Code 93
	Composite Codes
	Data Matrix Code
	EAN 128
	EAN 8/13
	EAN Addendum
	GS1 Databar
	GS1 Databar Expanded
	GS1 Databar Limited
	GS1 Databar Omnidirectional
	GS1 Databar Stacked
	GS1 Databar Truncated
	Maxicode
	Micro PDF
	Micro QR
	Others on request
	PDF417
	QR code
	UPC

### Optical data

Reading distance	0 ... 2,236 mm
Camera resolution, horizontal	1,280 px
Camera resolution, vertical	800 px

### Electrical data

#### Performance data

Supply voltage $U_B$	4 ... 5.5 V, DC
Power consumption, max.	2.35 W

### Interface

Type	PS/2, RS 232, USB
------	-------------------

### RS 232

Function	Process
----------	---------

### USB

Function	Process
----------	---------

### Connection

#### Connection 1

Type of connection	RJ41
--------------------	------

### Mechanical data

Dimension (W x H x L)	76 mm x 100 mm x 192 mm
Housing material	Plastic
Plastic housing	UL 94-V0
Net weight	320 g

### Environmental data

Ambient temperature, operation	-30 ... 50 °C
Ambient temperature, storage	-40 ... 70 °C
Relative humidity (non-condensing)	0 ... 95 %
Drop height	3 m
Measurements relative to	Concrete floor

### Certifications

Degree of protection	IP 65
	IP 67

### Classification

Customs tariff number	84719000
eCl@ss 5.1.4	27280101
eCl@ss 8.0	27280103
eCl@ss 9.0	27280103
eCl@ss 10.0	27280103
eCl@ss 11.0	27280103
ETIM 5.0	EC002999
ETIM 6.0	EC002999
ETIM 7.0	EC002999

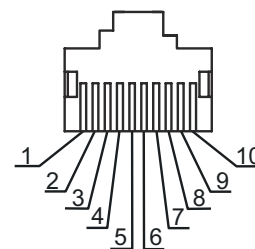
## Electrical connection

### Connection 1

Function	Configuration interface
	Data interface
Type of connection	RJ41

# Electrical connection

Pin	Pin assignment
1	Shield
2	Cable ID
3	GND
4	TxD RS 232 / n.c. USB
5	RxD RS 232 / n.c. USB
6	CTS RS 232 / n.c. USB
7	+5 V DC
8	RTS RS 232 / n.c. USB
9	n.c. RS 232 / Data + USB
10	n.c. RS 232 / Data - USB



## Diagrams

### Typical reading behavior

	A [mil]	B [mm]	C [mm]	D [mm]
Code 39	5	0,127	20	220
	20	0,508	0	2236
	100	2,54	50	10000
UPC/EAN 13	13	0,33	0	1520
PDF 417	6,7	0,169	20	209
Data Matrix Code	10	0,254	30	220
QR Code	20	0,508	33	484

A Module size [mil]  
 B Modulus size [mm]  
 C From [mm]

D To [mm]  
**ATTENTION** Please observe the note below  
 ! regarding the reading distances.

## Operation and display

LED	Display	Meaning
1 Normal operation	Green, 1x flashing	Reading successful
	Red, continuous light	Communication error

## Notes

**Observe intended use!**

	<ul style="list-style-type: none"> <li>⚠ This product is not a safety sensor and is not intended as personnel protection.</li> <li>⚠ The product may only be put into operation by competent persons.</li> <li>⚠ Only use the product in accordance with its intended use.</li> </ul>
--	---

# Notes

**WARNING! LASER RADIATION – CLASS 2 LASER PRODUCT**

	<p><b>Do not stare into beam!</b>                  The device satisfies the requirements of IEC 60825-1:2007 (EN 60825-1:2007) safety regulations for a product of laser class 2 as well as the U.S. 21 CFR 1040.10 regulations with deviations corresponding to "Laser Notice No. 50" from June 24, 2007.</p> <ul style="list-style-type: none"> <li>⌘ Never look directly into the laser beam or in the direction of reflected laser beams! If you look into the beam path over a longer time period, there is a risk of injury to the retina.</li> <li>⌘ Do not point the laser beam of the device at persons!</li> <li>⌘ Interrupt the laser beam using a non-transparent, non-reflective object if the laser beam is accidentally directed towards a person.</li> <li>⌘ When mounting and aligning the device, avoid reflections of the laser beam off reflective surfaces!</li> <li>⌘ CAUTION! Use of controls or adjustments or performance of procedures other than specified herein may result in hazardous light exposure.</li> <li>⌘ Observe the applicable statutory and local laser protection regulations.</li> <li>⌘ The device must not be tampered with and must not be changed in any way.                  There are no user-serviceable parts inside the device.                  Repairs must only be performed by Leuze electronic GmbH + Co. KG.</li> </ul>
--	--

**NOTE**

	<p><b>Affix laser information and warning signs!</b>                  Laser information and warning signs are affixed to the device. In addition, self-adhesive laser information and warning signs (stick-on labels) are supplied in several languages.</p> <ul style="list-style-type: none"> <li>⌘ Affix the laser information sheet to the device in the language appropriate for the place of use. When using the device in the US, use the stick-on label with the "Complies with 21 CFR 1040.10" note.</li> <li>⌘ Affix the laser information and warning signs near the device if no signs are attached to the device (e.g. because the device is too small) or if the attached laser information and warning signs are concealed due to the installation position.</li> <li>⌘ Affix the laser information and warning signs so that they are legible without exposing the reader to the laser radiation of the device or other optical radiation.</li> </ul>
--	---

**NOTE**

	<p>⌘ Please notice that the real reading distances are also influenced by factors such as labeling material, printing quality, reading angle, printing contrast etc., and may thus deviate from the reading distances specified here.</p>
--	---


## Accessories

### Connection technology - Connection unit

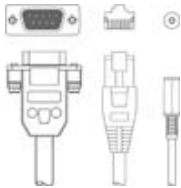
	Part no.	Designation	Article	Description
	50112891	MA 248i Profinet Gateway	Modular connection unit	Supply voltage: 18 ... 30 V Current consumption, max.: 300 mA Interface: PROFINET, RS 232 Connections: 6 Piece(s) Degree of protection: IP 65

## Accessories


### Connection technology - Interconnection cables

	Part no.	Designation	Article	Description
	50113397	KB JST-HS-300	Connection cable	Suitable for interface: RS 232 Connection 1: JST ZHR Connection 2: Sub-D, Axial, Male, 9 -pin Shielded: Yes Cable length: 300 mm Sheathing material: PUR

### Connection technology - Y distribution cables

	Part no.	Designation	Article	Description
	50114517	KB 232-1 IT190x	Interconnection cable	Suitable for interface: RS 232, TTL Connection 1: Sub-D, Axial, Female, 9 -pin Connection 2: RJ41 Connection 3: Connector, Pluggable, Axial, Female, 2 -pin Shielded: Yes Cable length: 3,000 mm Sheathing material: PVC

### Mounting technology - Other

	Part no.	Designation	Article	Description
	50120444	BT Wallholder HS65x8	Wall mount	Design of mounting device: Wall mounting Fastening, at system: Through-hole mounting Mounting bracket, at device: insertable Material: Plastic

#### Note



A list with all available accessories can be found on the Leuze website in the Download tab of the article detailed page.