

## Technical data sheet Light curtain receiver

Part no.: 50131832

CML730i-R40-2530.A/PN-M12



Figure can vary

### Contents

- Technical data
- Dimensioned drawings
- Electrical connection
- Operation and display
- Suitable transmitters
- Part number code
- Notes
- Accessories



## Technical data

### Basic data

|                     |  |
|---------------------|--|
| Series              | 730  |
| Operating principle | Throughbeam principle                                  |
| Device type         | Receiver   |
| Contains            | 2x BT-NC sliding block                                 |
| Application         | Detection of transparent objects<br>Object measurement |

### Special version

|                 |   |
|-----------------|---|
| Special version | Crossed-beam scanning<br>Diagonal-beam scanning<br>Parallel-beam scanning |
|-----------------|---|

### Optical data

|                                    |                            |
|------------------------------------|----------------------------|
| Operating range                    | Guaranteed operating range |
| Operating range                    | 0.3 ... 9.5 m              |
| Operating range, transparent media | 0.3 ... 3.5 m              |
| Operating range limit              | Typical operating range    |
| Operating range limit              | 0.2 ... 12 m               |
| Measurement field length           | 2,530 mm                   |
| Number of beams                    | 63 Piece(s)                |
| Beam spacing                       | 40 mm                      |

### Measurement data

|                         |       |
|-------------------------|-------|
| Minimum object diameter | 50 mm |
|-------------------------|-------|

### Electrical data

|                    |   |
|--------------------|---|
| Protective circuit | Polarity reversal protection<br>Short circuit protected<br>Transient protection |
|--------------------|---|

### Performance data

|                      |  |
|----------------------|--|
| Supply voltage $U_B$ | 18 ... 30 V, DC  |
| Residual ripple      | 0 ... 15 %, From $U_B$   |
| Open-circuit current | 0 ... 435 mA, The specified values refer to the entire package consisting of transmitter and receiver. |

### Inputs/outputs selectable

|                                     |                                     |
|-------------------------------------|-------------------------------------|
| Output current, max.                | 100 mA                              |
| Input resistance                    | 6,000 $\Omega$                      |
| Number of inputs/outputs selectable | 2 Piece(s)                          |
| Type                                | Inputs/outputs selectable           |
| Voltage type, outputs               | DC                                  |
| Switching voltage, outputs          | Typ. $U_B / 0$ V                    |
| Voltage type, inputs                | DC                                  |
| Switching voltage, inputs           | high: $\geq 6$ V<br>low: $\leq 4$ V |

### Input/output 1

|                          |      |
|--------------------------|------|
| Activation/disable delay | 1 ms |
|--------------------------|------|

### Timing

|                        |            |
|------------------------|------------|
| Readiness delay        | 1,500 ms   |
| Cycle time             | 1 ms       |
| Response time per beam | 10 $\mu$ s |

### Interface

|      |          |
|------|----------|
| Type | PROFINET |
|------|----------|

### Profinet

|                      |                         |
|----------------------|-------------------------|
| Function             | Process                 |
| Conformance class    | B                       |
| Protocol             | PROFINET RT             |
| Switch functionality | Integrated              |
| Transmission speed   | 10 Mbit/s<br>100 Mbit/s |

### Service interface

|          |                                       |
|----------|---------------------------------------|
| Type     | IO-Link                               |
| IO-Link  |                                       |
| Function | Configuration via software<br>Service |

### Connection

|                       |            |
|-----------------------|------------|
| Number of connections | 3 Piece(s) |
| Plug outlet           | Axial      |

#### Connection 1

|                    |   |
|--------------------|---|
| Function           | Configuration interface<br>Connection to transmitter<br>Signal IN<br>Signal OUT<br>Voltage supply |
| Type of connection | Connector   |
| Thread size        | M12   |
| Type               | Male  |
| Material           | Metal   |
| No. of pins        | 8 -pin  |
| Encoding           | A-coded   |

#### Connection 2

|                    |           |
|--------------------|-----------|
| Function           | BUS IN    |
| Type of connection | Connector |
| Thread size        | M12       |
| Type               | Female    |
| Material           | Metal     |
| No. of pins        | 4 -pin    |
| Encoding           | D-coded   |

#### Connection 3

|                    |           |
|--------------------|-----------|
| Function           | BUS OUT   |
| Type of connection | Connector |
| Thread size        | M12       |
| Type               | Female    |
| Material           | Metal     |
| No. of pins        | 4 -pin    |
| Encoding           | D-coded   |

### Mechanical data

|                       |   |
|-----------------------|---|
| Design                | Cubic   |
| Dimension (W x H x L) | 29 mm x 35.4 mm x 2,635 mm                      |
| Housing material      | Metal   |
| Metal housing         | Aluminum  |
| Lens cover material   | Plastic   |
| Net weight            | 2,600 g   |
| Housing color         | Silver  |
| Type of fastening     | Groove mounting<br>Via optional mounting device |

## Technical data

### Operation and display

|                       |                   |
|-----------------------|-------------------|
| Type of display       | LED               |
|                       | OLED display      |
| Number of LEDs        | 4 Piece(s)        |
| Type of configuration | Software          |
|                       | Teach-in          |
| Operational controls  | Membrane keyboard |

### Environmental data

|                                |               |
|--------------------------------|---------------|
| Ambient temperature, operation | -30 ... 60 °C |
| Ambient temperature, storage   | -40 ... 70 °C |

### Certifications

|                      |               |
|----------------------|---------------|
| Degree of protection | IP 65         |
| Protection class     | III           |
| Certifications       | c CSA US      |
| Standards applied    | IEC 60947-5-2 |

### Classification

|                       |          |
|-----------------------|----------|
| Customs tariff number | 90314990 |
| eCl@ss 5.1.4          | 27270910 |
| eCl@ss 8.0            | 27270910 |
| eCl@ss 9.0            | 27270910 |
| eCl@ss 10.0           | 27270910 |
| eCl@ss 11.0           | 27270910 |
| ETIM 5.0              | EC002549 |
| ETIM 6.0              | EC002549 |
| ETIM 7.0              | EC002549 |

# Dimensioned drawings

All dimensions in millimeters



- |   |                                  |   |                        |
|---|----------------------------------|---|------------------------|
| A | Beam spacing 40 mm               | L | Profile length 2568 mm |
| B | Measurement field length 2530 mm | T | Transmitter            |
| F | M6 thread                        | R | Receiver               |
| G | Fastening groove                 | Y | 5 mm                   |

## Dimensioned drawings



- A PWR / SW IN / OUT
- B BUS IN
- C BUS OUT

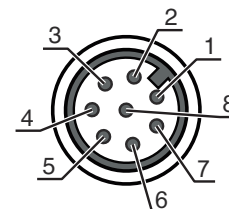
## Electrical connection

### Connection 1

### X1

|                    |   |
|--------------------|---|
| Function           | Configuration interface<br>Connection to transmitter<br>Signal IN<br>Signal OUT<br>Voltage supply |
| Type of connection | Connector   |
| Thread size        | M12   |
| Type               | Male  |
| Material           | Metal   |
| No. of pins        | 8 -pin  |
| Encoding           | A-coded   |

| Pin | Pin assignment |
|-----|----------------|
| 1   | V+             |
| 2   | I/O 1          |
| 3   | GND            |
| 4   | IO-Link        |
| 5   | I/O 2          |
| 6   | RS 485 Tx+     |
| 7   | RS 485 Tx+     |
| 8   | FE/SHIELD      |

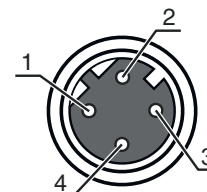


### Connection 2

### X2A

|                    |           |
|--------------------|-----------|
| Function           | BUS IN    |
| Type of connection | Connector |
| Thread size        | M12       |
| Type               | Female    |
| Material           | Metal     |
| No. of pins        | 4 -pin    |
| Encoding           | D-coded   |

| Pin | Pin assignment |
|-----|----------------|
| 1   | TD0+           |
| 2   | RD0+           |
| 3   | TD0-           |
| 4   | RD0-           |



## Electrical connection

### Connection 3

### X2B

|                    |           |
|--------------------|-----------|
| Function           | BUS OUT   |
| Type of connection | Connector |
| Thread size        | M12       |
| Type               | Female    |
| Material           | Metal     |
| No. of pins        | 4 -pin    |
| Encoding           | D-coded   |

### Pin Pin assignment


|   |      |
|---|------|
| 1 | TD0+ |
| 2 | RD0+ |
| 3 | TD0- |
| 4 | RD0- |



## Operation and display

| LED | Display   | Meaning                                |
|-----|---|--|
| 1   | Green, continuous light                               | Operational readiness                  |
|     | Green, flashing                                       | Teach / error                          |
| 2   | Yellow, continuous light                              | Light path free, with function reserve |
|     | Yellow, flashing                                      | No function reserve                    |
|     | Off   | Object detected                        |
| 3   | Green, continuous light (at the X2A / X2B connector)  | Link                                   |
| 4   | Yellow, continuous light (at the X2A / X2B connector) | Activity                               |

## Suitable transmitters

|   | Part no. | Designation            | Article                   | Description   |
|---|----------|------------------------|---------------------------|---|
|  | 50118654 | CML730i-T40-2530.A-M12 | Light curtain transmitter | Operating range: 0.3 ... 9.5 m<br>Connection: Connector, M12, Axial, 5 -pin |

## Part number code

Part designation: CML7XXi-YYZ-AAAA.BCCDDDD-EEEEFF

|      |  |
|------|--|
| CML  | <b>Operating principle</b><br>Measuring light curtain                      |
| 7XXi | <b>Series</b><br>720i: 720i series<br>730i: 730i series                    |
| Y    | <b>Device type</b><br>T: transmitter<br>R: receiver                        |
| ZZ   | <b>Beam spacing</b><br>05: 5 mm<br>10: 10 mm<br>20: 20 mm<br>40: 40 mm     |
| AAAA | Measurement field length [mm], dependent on beam spacing                   |
| B    | <b>Equipment</b><br>A: connector outlet, axial<br>R: rear connector outlet |

## Part number code

|            |  |
|------------|--|
| <b>CCC</b> | <b>Interface</b><br>L: IO-Link<br>/CN: CANopen<br>/PB: PROFIBUS<br>/PN: PROFINET<br>/CV: Analog current and voltage output<br>/D3: RS 485 Modbus |
| <b>DDD</b> | <b>Special equipment</b><br>-PS: Power Setting   |
| <b>EEE</b> | <b>Electrical connection</b><br>M12: M12 connector   |
| <b>FFF</b> | <b>-EX: Explosion protection</b>   |

### Note

|  |   |
|--|---|
|  | <ul style="list-style-type: none"> <li>A list with all available device types can be found on the Leuze website at <a href="http://www.leuze.com">www.leuze.com</a>.</li> </ul> |
|--|---|

## Notes

|                              |   |
|------------------------------|---|
| <b>Observe intended use!</b> |   |
|                              | <ul style="list-style-type: none"> <li>This product is not a safety sensor and is not intended as personnel protection.</li> <li>The product may only be put into operation by competent persons.</li> <li>Only use the product in accordance with its intended use.</li> </ul> |

### For UL applications:

|  |   |
|--|---|
|  | <ul style="list-style-type: none"> <li>For UL applications, use is only permitted in Class 2 circuits in accordance with the NEC (National Electric Code).</li> <li>These proximity switches shall be used with UL Listed Cable assemblies rated 30V, 0.5A min, in the field installation, or equivalent (categories: CYJV/ CYJV7 or PVVA/PVVA7)</li> </ul> |
|--|---|

## Accessories

### Connection technology - Connection cables


|  | Part no. | Designation         | Article          | Description  |
|--|----------|---------------------|------------------|--|
|  | 50132079 | KD U-M12-5A-V1-050  | Connection cable | Connection 1: Connector, M12, Axial, Female, A-coded, 5 -pin<br>Connection 2: Open end<br>Shielded: No<br>Cable length: 5,000 mm<br>Sheathing material: PVC                                    |
|  | 50135074 | KS ET-M12-4A-P7-050 | Connection cable | Suitable for interface: Ethernet<br>Connection 1: Connector, M12, Axial, Male, D-coded, 4 -pin<br>Connection 2: Open end<br>Shielded: Yes<br>Cable length: 5,000 mm<br>Sheathing material: PUR |

## Accessories


### Connection technology - Interconnection cables

|  | Part no. | Designation                 | Article               | Description  |
|--|----------|-----------------------------|-----------------------|--|
|  | 50135081 | KSS ET-M12-4A-RJ45-A-P7-050 | Interconnection cable | Suitable for interface: Ethernet<br>Connection 1: Connector, M12, Axial, Male, D-coded, 4 -pin<br>Connection 2: RJ45<br>Shielded: Yes<br>Cable length: 5,000 mm<br>Sheathing material: PUR |


### Connection technology - Y distribution cables

|  | Part no. | Designation             | Article               | Description  |
|--|----------|-------------------------|-----------------------|--|
|  | 50118183 | K-Y1 M12A-5m-M12A-S-PUR | Interconnection cable | Connection 1: Connector, M12, Axial, Female, A-coded, 5 -pin<br>Connection 2: Connector, M12, Axial, Male, A-coded, 5 -pin<br>Connection 3: Connector, M12, Axial, Female, A-coded, 8 -pin<br>Shielded: Yes<br>Cable length fork 1: 5,000 mm<br>Cable length fork 2: 150 mm<br>Sheathing material: PUR |


### Mounting technology - Mounting brackets

|  | Part no. | Designation    | Article             | Description   |
|--|----------|----------------|---------------------|---|
|  | 50142900 | BT 700M.5-2SET | Mounting device set | Design of mounting device: Bracket mounting<br>Fastening, at system: Through-hole mounting, T slotted hole<br>Mounting bracket, at device: Screw type, Sliding block<br>Type of mounting device: Rigid<br>Material: Steel |

### Mounting technology - Swivel mounts

|  | Part no. | Designation | Article              | Description   |
|--|----------|-------------|----------------------|---|
|  | 429046   | BT-2R1      | Mounting bracket set | Fastening, at system: Through-hole mounting<br>Mounting bracket, at device: Clampable<br>Type of mounting device: Turning, 360°<br>Material: Metal, Plastic |

### Configuration devices

|  | Part no. | Designation               | Article         | Description  |
|--|----------|---------------------------|-----------------|--|
|  | 50121098 | SET MD12-US2-IL1.1 + Zub. | Diagnostics set | Interface: USB<br>Connections: 2 Piece(s)<br>Degree of protection: IP 20 |



## Accessories

## Services

|  | Part no. | Designation | Article          | Description  |
|--|----------|-------------|------------------|--|
|  | S981001  | CS10-S-110  | Start-up support | <p>Details: Performed at location of customer's choosing, duration: max. 10 hours.</p> <p>Conditions: Devices and connection cables are already mounted, price not including travel costs and, if applicable, accommodation expenses.</p> <p>Restrictions: No mechanical (mounting) and electrical (wiring) work performed, no changes (attachments, wiring, programming) to third-party components in the nearby environment.</p> |
|  | S981005  | CS10-T-110  | Product training | <p>Details: Location and content to be agreed upon, duration: max. 10 hours.</p> <p>Conditions: Price not including travel costs and, if applicable, accommodation expenses.</p> <p>Restrictions: Travel costs and accommodation expenses charged separately and according to expenditure.</p>   |

### Note



A list with all available accessories can be found on the Leuze website in the Download tab of the article detailed page.