

## Technical data sheet

### Safety hinge switch

Part no.: 63000406  
S400-M4-CB02M12-W

#### Contents

- Technical data
- Dimensioned drawings
- Electrical connection
- Circuit diagrams
- Notes



Figure can vary



## Technical data

### Basic data

Series	S400
--------	------

### Functions

Functions	Integration in control circuits up to category 4 in accordance with EN ISO 13849-1 Locking device without guard interlocking according to EN ISO 14119 Mechanical hinge with integrated safety switch
-----------	---

### Characteristic parameters

Mission time $T_M$	20 years, EN ISO 13849-1
$B10_d$	2,000,000 number of cycles

### Electrical data

Usage category at DC 13	Ue 24 V, Ie 2 A, EN 60947-5-1
Usage category at AC 15	Ue 24 V, Ie 2 A, EN 60947-5-1
Contact allocation	2NC + 1NO
Contact opening	Force-fit
Short circuit protected	500 V, 2 A, type gG, IEC 60269-1

#### Performance data

Rated insulation voltage	30 V AC, 36 V DC
Conventional thermal current, max.	2 A

### Connection

Number of connections	1 Piece(s)
-----------------------	------------

#### Connection 1

Function	Contact connection
Type of connection	Cable with connector
Cable length	200 mm
Sheathing material	PVC
Thread size	M12
Material	Metal
No. of pins	8 -pin

### Mechanical data

Design	Cubic
Dimension (W x H x L)	49 mm x 22.5 mm x 100.6 mm
Housing material	Metal
Metal housing	ZAMAK
Electrical contact material	Silver alloy
Net weight	367 g
Housing color	Silver
Type of fastening	Mounting plate Mounting thread
Side of cable entry	Wall side
Switch type	Interlock device without guard interlocking, ISO 14119
Switching principle	Slow-action contact
Axial stress	1,500 N·m
Radial stress	1,000 N·m
Torsional stress	25 N·m
Mechanical life time	1,000,000 actuation cycles, IEC 6047-5-1
Actuation frequency, max.	1,200 per hour, IEC 6047-5-1
Internal actuator	Safety switch in hinge, encapsulated
Actuating path (angle) with forced separation	+4 N
Actuation angle, max.	180 °
Actuating path (angle) with forced separation	From set switching point

### Environmental data

Ambient temperature, operation	-25 ... 80 °C
Degree of contamination	3, EN 60947-1

### Certifications

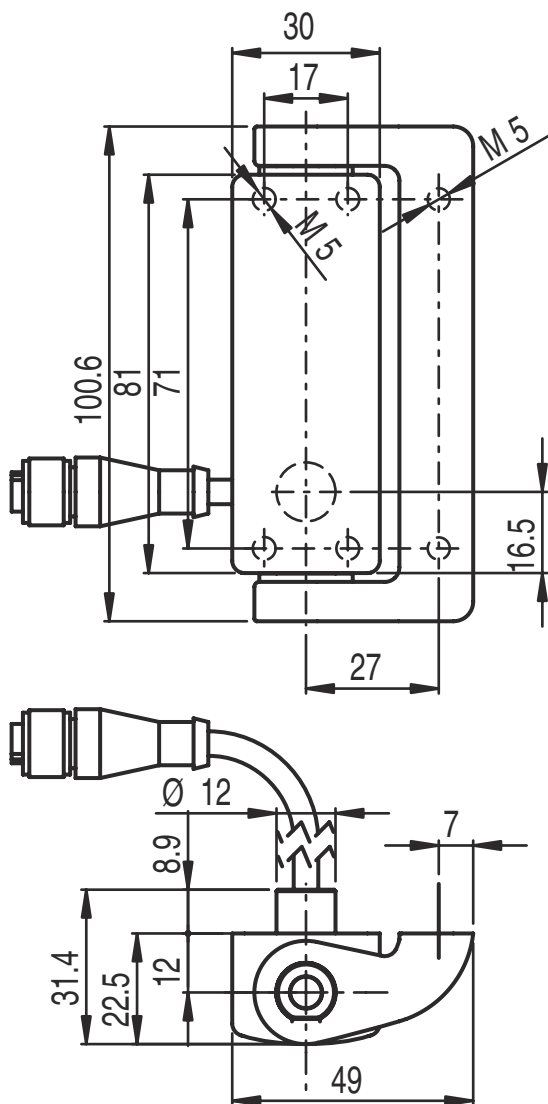
Degree of protection	IP 67 IP 69K
Certifications	c UL US IMQ

### Classification

Customs tariff number	85369095
eCl@ss 5.1.4	27272690
eCl@ss 8.0	27270609
eCl@ss 9.0	27270609
eCl@ss 10.0	27270609
eCl@ss 11.0	27270609
ETIM 5.0	EC002591
ETIM 6.0	EC002591
ETIM 7.0	EC002591

## Dimensioned drawings

All dimensions in millimeters



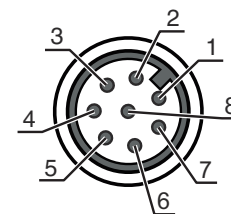
## Electrical connection

### Connection 1

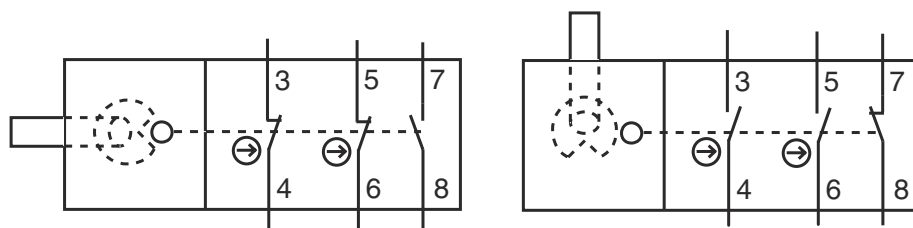
Function	Contact connection
Type of connection	Cable with connector
Cable length	200 mm
Sheathing material	PVC
Cable color	Gray
Wire cross section	0.5 mm <sup>2</sup>
Thread size	M12
Type	Male
Material	Metal
No. of pins	8 -pin
Encoding	A-coded

## Electrical connection

Pin	Pin assignment
1	GND
2	n.c.
3	NC(1)
4	NC(1)
5	NC(2)
6	NC(2)
7	NO(1)
8	NO(1)



## Circuit diagrams



## Notes



**Observe intended use!**



- ☞ The product may only be put into operation by competent persons.
- ☞ Only use the product in accordance with its intended use.