

Technical data sheet

Connection cable

Part no.: 50134977

KD U-M23-JW-P1-100

Contents

- Technical data
- Electrical connection

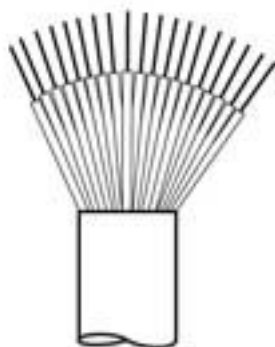
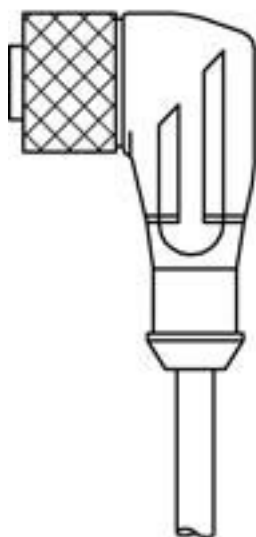


Figure can vary



Technical data

Electrical data

Performance data

Operating voltage Max. 120 V AC/DC

Connection

Connection 1

Type of connection	Connector
Thread size	M23
Type	Female
Handle body material	TPU
No. of pins	19 -pin
Encoding	A-coded
Version	Angled
Lock	Screw fitting, nickel-plated diecast zinc, recommended torque 0.6 Nm, self-locking

Connection 2

Type of connection Open end

Cable properties

Number of conductors	19 Piece(s)
Wire cross section	0.5 mm ²
Wire cross section	16 x 0.5 mm ² 3 x 1 mm ²
AWG	21
Sheathing color	Black
Shielded	No
Silicone-free	Yes
Cable design	Connection cable (open on one end)
Cable diameter (external)	11.6 mm
Cable length	10,000 mm
Sheathing material	PUR
Wire insulation	PP
Suitability for drag chains	Yes
Traverse rate	Max. 3.3 m/s with horiz. traverse path of 5m and max. acceleration of 5m/s ²
Properties of the outer sheathing	Free of silicone and halogen, matt, low-adhesion, abrasion-resistant, easily machine-processable
Resistance of the outer sheathing	Hydrolysis and microbe resistant, good oil and chemical resistance, flame retardant in accordance with IEC 60332-2, VDE 0482-265-2-2, EN 50265-2-2, FT2

Mechanical data

Bending cycles	2,000,000 Piece(s)
Bending radius, flexible laying, min.	Min. 10 x cable diameter
Bending radius, stationary laying, min.	Min. 5 x cable diameter

Environmental data

Ambient temperature, operation, flexible use	-25 ... 80 °C
Ambient temperature, operation, stationary use	-50 ... 80 °C

Certifications

Degree of protection	IP 65
	IP 67

Classification

Customs tariff number	85444290
eCl@ss 5.1.4	27279201
eCl@ss 8.0	27279218
eCl@ss 9.0	27060311
eCl@ss 10.0	27060311
eCl@ss 11.0	27060311
ETIM 5.0	EC001855
ETIM 6.0	EC001855
ETIM 7.0	EC001855

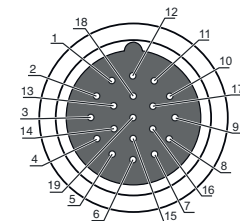
Electrical connection

Connection 1

Type of connection	Connector
Thread size	M23
Type	Female
Handle body material	TPU
No. of pins	19 -pin
Encoding	A-coded
Version	Angled
Lock	Screw fitting, nickel-plated diecast zinc, recommended torque 0.6 Nm, self-locking

Electrical connection

Pin	Conductor color
1	Violet
2	Red
3	Gray
4	Blue
5	Red
6	Green
7	Blue
8	Gray
9	Pink
10	Green
11	White
12	White
13	Yellow
14	Gray
15	White
16	Black
17	Green
18	Yellow
19	Brown
	Yellow
	Brown
	Green
	White
	Yellow
	Pink
	Brown
	Gray
	Brown



Connection 2

Type of connection	Open end
--------------------	----------