

Technical data sheet Light curtain receiver

Part no.: 50119114

CML730i-R20-1750.R/CN-M12



Figure can vary

Contents

- Technical data
- Dimensioned drawings
- Electrical connection
- Operation and display
- Suitable transmitters
- Part number code
- Notes
- Accessories



Technical data

Basic data

| | |
|---------------------|--|
| Series | 730 |
| Operating principle | Throughbeam principle |
| Device type | Receiver |
| Contains | Accessories for the use of the BT-2R1 |
| Application | Detection of transparent objects Object measurement |

Special version

| | |
|-----------------|---|
| Special version | Crossed-beam scanning Diagonal-beam scanning Parallel-beam scanning |
|-----------------|---|

Optical data

| | |
|------------------------------------|----------------------------|
| Operating range | Guaranteed operating range |
| Operating range | 0.3 ... 9.5 m |
| Operating range, transparent media | 0.3 ... 3.5 m |
| Operating range limit | Typical operating range |
| Operating range limit | 0.2 ... 12 m |
| Measurement field length | 1,750 mm |
| Number of beams | 88 Piece(s) |
| Beam spacing | 20 mm |

Measurement data

| | |
|-------------------------|-------|
| Minimum object diameter | 30 mm |
|-------------------------|-------|

Electrical data

| | |
|--------------------|---|
| Protective circuit | Polarity reversal protection Short circuit protected Transient protection |
|--------------------|---|

Performance data

| | |
|----------------------|--|
| Supply voltage U_B | 18 ... 30 V, DC |
| Residual ripple | 0 ... 15 %, From U_B |
| Open-circuit current | 0 ... 350 mA, The specified values refer to the entire package consisting of transmitter and receiver. |

Inputs/outputs selectable

| | |
|-------------------------------------|-------------------------------------|
| Output current, max. | 100 mA |
| Input resistance | 6,000 Ω |
| Number of inputs/outputs selectable | 2 Piece(s) |
| Type | Inputs/outputs selectable |
| Voltage type, outputs | DC |
| Switching voltage, outputs | Typ. $U_B / 0$ V |
| Voltage type, inputs | DC |
| Switching voltage, inputs | high: ≥ 6 V low: ≤ 4 V |

Input/output 1

| | |
|--------------------------|------|
| Activation/disable delay | 1 ms |
|--------------------------|------|

Timing

| | |
|------------------------|------------|
| Readiness delay | 450 ms |
| Cycle time | 1.03 ms |
| Response time per beam | 10 μ s |

Interface

| | |
|------|---------|
| Type | CANopen |
|------|---------|

CANopen

| | |
|----------|---------|
| Function | Process |
|----------|---------|

Service interface

| | |
|------|---------|
| Type | IO-Link |
|------|---------|

IO-Link

| | |
|----------|---------------------------------------|
| Function | Configuration via software Service |
|----------|---------------------------------------|

Connection

| | |
|-----------------------|------------|
| Number of connections | 2 Piece(s) |
| Plug outlet | Rear side |

Connection 1

| | |
|----------|---|
| Function | Configuration interface Connection to transmitter Signal IN Signal OUT Voltage supply |
|----------|---|

| | |
|--------------------|-----------|
| Type of connection | Connector |
|--------------------|-----------|

| | |
|-------------|-----|
| Thread size | M12 |
|-------------|-----|

| | |
|------|------|
| Type | Male |
|------|------|

| | |
|----------|-------|
| Material | Metal |
|----------|-------|

| | |
|-------------|--------|
| No. of pins | 8 -pin |
|-------------|--------|

| | |
|----------|---------|
| Encoding | A-coded |
|----------|---------|

Connection 2

| | |
|----------|-------------------|
| Function | BUS IN BUS OUT |
|----------|-------------------|

| | |
|--------------------|-----------|
| Type of connection | Connector |
|--------------------|-----------|

| | |
|-------------|-----|
| Thread size | M12 |
|-------------|-----|

| | |
|------|--------|
| Type | Female |
|------|--------|

| | |
|----------|-------|
| Material | Metal |
|----------|-------|

| | |
|-------------|--------|
| No. of pins | 5 -pin |
|-------------|--------|

| | |
|----------|---------|
| Encoding | A-coded |
|----------|---------|

Mechanical data

| | |
|-----------------------|---|
| Design | Cubic |
| Dimension (W x H x L) | 29 mm x 35.4 mm x 1,783 mm |
| Housing material | Metal |
| Metal housing | Aluminum |
| Lens cover material | Plastic |
| Net weight | 1,950 g |
| Housing color | Silver |
| Type of fastening | Groove mounting Via optional mounting device |

Operation and display

| | |
|-----------------|---------------------|
| Type of display | LED OLED display |
|-----------------|---------------------|

| | |
|----------------|------------|
| Number of LEDs | 2 Piece(s) |
|----------------|------------|

| | |
|-----------------------|----------------------|
| Type of configuration | Software Teach-in |
|-----------------------|----------------------|

| | |
|----------------------|-------------------|
| Operational controls | Membrane keyboard |
|----------------------|-------------------|

Environmental data

| | |
|--------------------------------|---------------|
| Ambient temperature, operation | -30 ... 60 °C |
| Ambient temperature, storage | -40 ... 70 °C |

Technical data

Certifications

| | |
|----------------------|---------------|
| Degree of protection | IP 65 |
| Protection class | III |
| Certifications | c CSA US |
| Standards applied | IEC 60947-5-2 |

Classification

| | |
|-----------------------|----------|
| Customs tariff number | 90314990 |
| eCl@ss 5.1.4 | 27270910 |
| eCl@ss 8.0 | 27270910 |
| eCl@ss 9.0 | 27270910 |
| eCl@ss 10.0 | 27270910 |
| eCl@ss 11.0 | 27270910 |
| ETIM 5.0 | EC002549 |
| ETIM 6.0 | EC002549 |
| ETIM 7.0 | EC002549 |

Dimensioned drawings

All dimensions in millimeters



- | | | | |
|---|----------------------------------|---|------------------------|
| A | Beam spacing 20 mm | L | Profile length 1768 mm |
| B | Measurement field length 1750 mm | T | Transmitter |
| F | M6 thread | R | Receiver |
| G | Fastening groove | Y | 5 mm |

Dimensioned drawings



Electrical connection

Connection 1

| | |
|--------------------|---|
| Function | Configuration interface Connection to transmitter Signal IN Signal OUT Voltage supply |
| Type of connection | Connector |
| Thread size | M12 |
| Type | Male |
| Material | Metal |
| No. of pins | 8 -pin |
| Encoding | A-coded |

Pin Pin assignment

| Pin | Pin assignment |
|-----|----------------|
| 1 | V+ |
| 2 | I/O 1 |
| 3 | GND |
| 4 | IO-Link |
| 5 | I/O 2 |
| 6 | RS 485 Tx+ |
| 7 | RS 485 Tx+ |
| 8 | FE/SHIELD |



Connection 2

| | |
|--------------------|-------------------|
| Function | BUS IN BUS OUT |
| Type of connection | Connector |
| Thread size | M12 |
| Type | Female |
| Material | Metal |
| No. of pins | 5 -pin |
| Encoding | A-coded |

Electrical connection


| Pin | Pin assignment |
|-----|----------------|
| 1 | FE/SHIELD |
| 2 | n.c. |
| 3 | CAN GND |
| 4 | CAN H |
| 5 | CAN L |



Operation and display

| LED | Display | Meaning |
|-----|--------------------------|--|
| 1 | Green, continuous light | Operational readiness |
| | Green, flashing | Teach / error |
| 2 | Yellow, continuous light | Light path free, with function reserve |
| | Yellow, flashing | No function reserve |
| | Off | Object detected |

Suitable transmitters

| | Part no. | Designation | Article | Description |
|--|----------|------------------------|---------------------------|---|
|  | 50118976 | CML730i-T20-1750.R-M12 | Light curtain transmitter | Operating range: 0.3 ... 9.5 m Connection: Connector, M12, Rear side, 5 -pin |

Part number code

Part designation: **CML7XXi-YZZ-AAAA.BCCDDDD-EEEEFF**

| | |
|-------------|--|
| CML | Operating principle Measuring light curtain |
| 7XXi | Series 720i: 720i series 730i: 730i series |
| Y | Device type T: transmitter R: receiver |
| ZZ | Beam spacing 05: 5 mm 10: 10 mm 20: 20 mm 40: 40 mm |
| AAAA | Measurement field length [mm], dependent on beam spacing |
| B | Equipment A: connector outlet, axial R: rear connector outlet |
| CCC | Interface L: IO-Link /CN: CANopen /PB: PROFIBUS /PN: PROFINET /CV: Analog current and voltage output /D3: RS 485 Modbus |

Part number code


| | |
|------------|--|
| DDD | Special equipment -PS: Power Setting |
| EEE | Electrical connection M12: M12 connector |
| FFF | -EX: Explosion protection |


Note


 A list with all available device types can be found on the Leuze website at www.leuze.com.

Notes

 **Observe intended use!**


 This product is not a safety sensor and is not intended as personnel protection.

 The product may only be put into operation by competent persons.

 Only use the product in accordance with its intended use.


For UL applications:

 For UL applications, use is only permitted in Class 2 circuits in accordance with the NEC (National Electric Code).

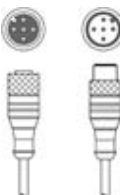
 These proximity switches shall be used with UL Listed Cable assemblies rated 30V, 0.5A min, in the field installation, or equivalent (categories: CYJV/ CYJV7 or PVVA/PVVA7)

Accessories

Connection technology - Connection cables

| | Part no. | Designation | Article | Description |
|---|----------|--------------------|------------------|---|
|  | 50132079 | KD U-M12-5A-V1-050 | Connection cable | Connection 1: Connector, M12, Axial, Female, A-coded, 5 -pin Connection 2: Open end Shielded: No Cable length: 5,000 mm Sheathing material: PVC |

Connection technology - Interconnection cables


| | Part no. | Designation | Article | Description |
|---|----------|-----------------------------|-----------------------|---|
|  | 50129781 | KDS DN-M12-5A-M12-5A-P3-050 | Interconnection cable | Suitable for interface: IO-Link, DeviceNet, CANopen Connection 1: Connector, M12, Axial, Female, A-coded, 5 -pin Connection 2: Connector, M12, Axial, Male, A-coded, 5 -pin Shielded: Yes Cable length: 5,000 mm Sheathing material: PUR |

Accessories


Connection technology - Y distribution cables

| | Part no. | Designation | Article | Description |
|--|----------|-------------------------|-----------------------|---|
|  | 50118183 | K-Y1 M12A-5m-M12A-S-PUR | Interconnection cable | Connection 1: Connector, M12, Axial, Female, A-coded, 5 -pin Connection 2: Connector, M12, Axial, Male, A-coded, 5 -pin Connection 3: Connector, M12, Axial, Female, A-coded, 8 -pin Shielded: Yes Cable length fork 1: 5,000 mm Cable length fork 2: 150 mm Sheathing material: PUR |
|  | 50118185 | K-YCN M12A-M12A-S-PUR | Interconnection cable | Suitable for interface: CANopen Connection 1: Connector, M12, Axial, Male, A-coded, 5 -pin Connection 2: Connector, M12, Axial, Female, A-coded, 5 -pin Connection 3: Connector, M12, Axial, Male, A-coded, 5 -pin Shielded: Yes Cable length fork 1: 250 mm Cable length fork 2: 350 mm Sheathing material: PUR |


Connection technology - Terminating resistors

| | Part no. | Designation | Article | Description |
|---|----------|-------------|-----------------|---|
|  | 50040099 | TS 01-5-SA | Terminator plug | Suitable for: DeviceNet, CANopen Connection 1: Connector, M12, Axial, Male, A-coded, 5 -pin Function: Bus termination |


Mounting technology - Mounting brackets

| | Part no. | Designation | Article | Description |
|--|----------|----------------|---------------------|---|
|  | 50142900 | BT 700M.5-2SET | Mounting device set | Design of mounting device: Bracket mounting Fastening, at system: Through-hole mounting, T slotted hole Mounting bracket, at device: Screw type, Sliding block Type of mounting device: Rigid Material: Steel |

Mounting technology - Swivel mounts

| | Part no. | Designation | Article | Description |
|--|----------|-------------|----------------------|---|
|  | 429046 | BT-2R1 | Mounting bracket set | Fastening, at system: Through-hole mounting Mounting bracket, at device: Clampable Type of mounting device: Turning, 360° Material: Metal, Plastic |

Services

| | Part no. | Designation | Article | Description |
|--|----------|-------------|------------------|---|
|  | S981001 | CS10-S-110 | Start-up support | Details: Performed at location of customer's choosing, duration: max. 10 hours. Conditions: Devices and connection cables are already mounted, price not including travel costs and, if applicable, accommodation expenses. Restrictions: No mechanical (mounting) and electrical (wiring) work performed, no changes (attachments, wiring, programming) to third-party components in the nearby environment. |

Accessories

| | Part no. | Designation | Article | Description |
|--|----------|-------------|------------------|--|
|  | S981005 | CS10-T-110 | Product training | <p>Details: Location and content to be agreed upon, duration: max. 10 hours.</p> <p>Conditions: Price not including travel costs and, if applicable, accommodation expenses.</p> <p>Restrictions: Travel costs and accommodation expenses charged separately and according to expenditure.</p> |

Note



A list with all available accessories can be found on the Leuze website in the Download tab of the article detailed page.