

Technical data sheet

Mobile 2D-code reader

Part no.: 50138136
IT 1920i DPM-3

Contents

- Technical data
- Electrical connection
- Diagrams
- Operation and display
- Notes
- Accessories



Figure can vary



Technical data

Basic data

Series	IT19xx
--------	--------

Read data

Code types, readable	2/5 Interleaved
	Codabar
	Code 39
	Code 93
	Data Matrix Code
	Directly-marked 2D-codes
	EAN 8/13
	GS1 Databar
	Micro PDF
	Micro QR
	Others on request
	PDF417
	QR code
	UPC

Optical data

Reading distance	0 ... 170 mm
Light source	LED
LED group	1
Camera resolution, horizontal	844 px
Camera resolution, vertical	640 px
Bar code contrast (PCS)	25 %
Modulus size	0.076 ... 0.508 mm
Alignment aid	Laser, red
Light wavelength	650 nm

Electrical data

Performance data

Supply voltage U_B	4 ... 5.5 V, DC
Power consumption, max.	2.35 W

Interface

Type	PS/2, RS 232, USB
------	-------------------

RS 232

Function	Process
----------	---------

USB

Function	Process
----------	---------

Connection

Connection 1

Type of connection	RJ41
--------------------	------

Mechanical data

Dimension (W x H x L)	74.5 mm x 193 mm x 134 mm
Housing material	Plastic
Plastic housing	PC-ABS
Net weight	310 g

Environmental data

Ambient temperature, operation	-30 ... 50 °C
Ambient temperature, storage	-40 ... 70 °C
Relative humidity (non-condensing)	0 ... 95 %
Drop height	2 m
Measurements relative to	Concrete floor

Certifications

Degree of protection	IP 65
----------------------	-------

Classification

Customs tariff number	84719000
eCl@ss 5.1.4	27280103
eCl@ss 8.0	27280103
eCl@ss 9.0	27280103
eCl@ss 10.0	27280103
eCl@ss 11.0	27280103
ETIM 5.0	EC002550
ETIM 6.0	EC002999
ETIM 7.0	EC002999

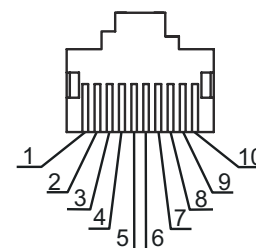
Electrical connection

Connection 1

Function	Configuration interface Data interface Voltage supply
Type of connection	RJ41

Pin Pin assignment

1	Shield
2	Cable ID
3	GND
4	TxD RS 232 / n.c. USB



Electrical connection

Pin	Pin assignment
5	RxD RS 232 / n.c. USB
6	CTS RS 232 / n.c. USB
7	+5 V DC
8	RTS RS 232 / n.c. USB
9	n.c. RS 232 / Data + USB
10	n.c. RS 232 / Data - USB

Diagrams

Reading field

	A [mil]	B [mm]	C [mm]	D [mm]
Code 39	3	0,076	27,9	40,6
	5	0,127	0	88,9
	7,5	0,191	0	137,2
	20	0,508	27,9	233,7
UPC/EAN 13	13 (100%)	0,330	20,3	157,5
PDF 417	6,67	0,169	0	94,0
	10	0,254	0	114,3
	15	0,381	0	142,2
Data Matrix Code	4	0,102	25,4	53,3
	5	0,127	10,2	68,6
	7,5	0,191	0	88,9
	10	0,254	0	111,8
QR Code	4	0,102	27,9	35,6
	5	0,127	12,7	55,9
	7,5	0,191	0	83,8
	10	0,254	0	101,6

- A Module size [mil]
 B Modulus size [mm]
 C From [mm]
 D To [mm]

NOTE Please notice that the real reading distances are also influenced by factors such as labeling material, printing quality, reading

Operation and display

LED	Display	Meaning
1 Normal operation	Red, 1x flashing	Reading successful
	Red, flashing	Communication error
	Green, 1x flashing	Reading successful

Notes



Observe intended use!



- ⚠ This product is not a safety sensor and is not intended as personnel protection.
- ⚠ The product may only be put into operation by competent persons.
- ⚠ Only use the product in accordance with its intended use.

Notes

! WARNING! LASER RADIATION – CLASS 2 LASER PRODUCT

Do not stare into beam!
 The device satisfies the requirements of IEC 60825-1:2007 (EN 60825-1:2007) safety regulations for a product of laser class 2 as well as the U.S. 21 CFR 1040.10 regulations with deviations corresponding to "Laser Notice No. 50" from June 24, 2007.

- ⌘ Never look directly into the laser beam or in the direction of reflected laser beams! If you look into the beam path over a longer time period, there is a risk of injury to the retina.
- ⌘ Do not point the laser beam of the device at persons!
- ⌘ Interrupt the laser beam using a non-transparent, non-reflective object if the laser beam is accidentally directed towards a person.
- ⌘ When mounting and aligning the device, avoid reflections of the laser beam off reflective surfaces!
- ⌘ CAUTION! Use of controls or adjustments or performance of procedures other than specified herein may result in hazardous light exposure.
- ⌘ Observe the applicable statutory and local laser protection regulations.
- ⌘ The device must not be tampered with and must not be changed in any way.
 There are no user-serviceable parts inside the device.
 Repairs must only be performed by Leuze electronic GmbH + Co. KG.


NOTE

i Affix laser information and warning signs!
 Laser information and warning signs are affixed to the device. In addition, self-adhesive laser information and warning signs (stick-on labels) are supplied in several languages.


- ⌘ Affix the laser information sheet to the device in the language appropriate for the place of use. When using the device in the US, use the stick-on label with the "Complies with 21 CFR 1040.10" note.
- ⌘ Affix the laser information and warning signs near the device if no signs are attached to the device (e.g. because the device is too small) or if the attached laser information and warning signs are concealed due to the installation position.
- ⌘ Affix the laser information and warning signs so that they are legible without exposing the reader to the laser radiation of the device or other optical radiation.

Accessories

Connection technology - Connection unit

	Part no.	Designation	Article	Description
	50112893	MA 204i Profibus Gateway	Modular connection unit	Supply voltage: 18 ... 30 V Current consumption, max.: 300 mA Interface: PROFIBUS DP, RS 232 Connections: 6 Piece(s) Degree of protection: IP 65

Connection technology - Interconnection cables

	Part no.	Designation	Article	Description
	50113397	KB JST-HS-300	Connection cable	Suitable for interface: RS 232 Connection 1: JST ZHR Connection 2: Sub-D, Axial, Male, 9 -pin Shielded: Yes Cable length: 300 mm Sheathing material: PUR

Accessories

Connection technology - Y distribution cables

	Part no.	Designation	Article	Description
	50114517	KB 232-1 IT190x	Interconnection cable	Suitable for interface: RS 232, TTL Connection 1: Sub-D, Axial, Female, 9 -pin Connection 2: RJ41 Connection 3: Connector, Pluggable, Axial, Female, 2 -pin Shielded: Yes Cable length: 3,000 mm Sheathing material: PVC

Mounting technology - Other

	Part no.	Designation	Article	Description
	50120444	BT Wallholder HS65x8	Wall mount	Design of mounting device: Wall mounting Fastening, at system: Through-hole mounting Mounting bracket, at device: insertable Material: Plastic

Note



A list with all available accessories can be found on the Leuze website in the Download tab of the article detailed page.