

## Technical data sheet Safety light curtain transmitter

Part no.: 68020202

MLC500T20-225G



### Contents

- Technical data
- Dimensioned drawings
- Electrical connection
- Suitable receivers
- Part number code
- Notes
- Accessories



## Technical data

### Basic data

|             |                        |
|-------------|------------------------|
| Series      | MLC 500                |
| Device type | Transmitter            |
| Cascading   | Guest                  |
| Contains    | 2x BT-NC sliding block |
| Application | Hand protection        |

### Characteristic parameters

|                    |                          |
|--------------------|--------------------------|
| Type               | 4, IEC/EN 61496          |
| SIL                | 3, IEC 61508             |
| SILCL              | 3, IEC/EN 62061          |
| Mission time $T_M$ | 20 years, EN ISO 13849-1 |

### Protective field data

|                         |            |
|-------------------------|------------|
| Resolution              | 20 mm      |
| Protective field height | 225 mm     |
| Operating range         | 0 ... 15 m |

### Optical data

|                          |   |
|--------------------------|---|
| Number of beams          | 18 Piece(s)                               |
| Light source             | LED, Infrared                             |
| LED light wavelength     | 940 nm                                    |
| Transmitted-signal shape | Pulsed                                    |
| LED risk group           | Exempt group (in acc. with EN 62471:2008) |

### Connection

|                       |  |
|-----------------------|--|
| Number of connections | 1 Piece(s)                                   |
| <b>Connection 1</b>   |  |
| Function              | Cascade, Host In<br>Cascade, Middle Guest In |
| Type of connection    | Cable with connector                         |
| Cable length          | 330 mm                                       |
| Sheathing material    | PUR  |
| Thread size           | M12  |
| Material              | Plastic                                      |
| No. of pins           | 8 -pin                                       |

### Mechanical data

|                       |   |
|-----------------------|---|
| Dimension (W x H x L) | 29 mm x 239 mm x 53 mm                              |
| Housing material      | Metal   |
| Metal housing         | Aluminum  |
| Lens cover material   | Plastic / PMMA                                      |
| Material of end caps  | Diecast zinc  |
| Net weight            | 348 g   |
| Housing color         | Yellow, RAL 1021                                    |
| Type of fastening     | Groove mounting<br>Mounting bracket<br>Swivel mount |

### Environmental data

|                                    |               |
|------------------------------------|---------------|
| Ambient temperature, operation     | 0 ... 55 °C   |
| Ambient temperature, storage       | -30 ... 70 °C |
| Relative humidity (non-condensing) | 0 ... 95 %    |

### Certifications

|                      |                                      |
|----------------------|--------------------------------------|
| Degree of protection | IP 65                                |
| Protection class     | III                                  |
| Certifications       | c CSA US<br>c TÜV NRTL US<br>TÜV Süd |
| Vibration resistance | 50 m/s <sup>2</sup>                  |
| Shock resistance     | 100 m/s <sup>2</sup>                 |
| US patents           | US 6,418,546 B                       |

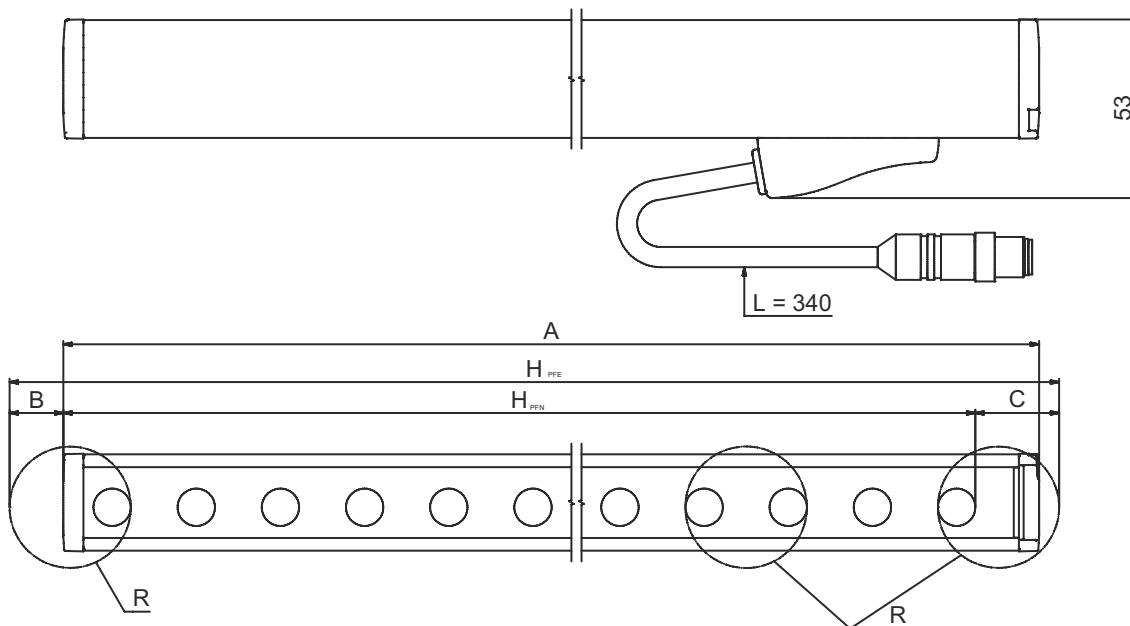
### Classification

|                       |          |
|-----------------------|----------|
| Customs tariff number | 85365019 |
| eCl@ss 5.1.4          | 27272704 |
| eCl@ss 8.0            | 27272704 |
| eCl@ss 9.0            | 27272704 |
| eCl@ss 10.0           | 27272704 |
| eCl@ss 11.0           | 27272704 |
| ETIM 5.0              | EC002549 |
| ETIM 6.0              | EC002549 |
| ETIM 7.0              | EC002549 |

# Dimensioned drawings

All dimensions in millimeters

Calculation of the effective protective field height  $H_{PFE} = H_{PFN} + B + C$



- $H_{PFE}$  Effective protective field height = 242 mm
- $H_{PFN}$  Nominal protective field height = 225 mm
- A Total height = 239 mm
- B 7 mm
- C 10 mm
- R Effective protective field height  $H_{PFE}$  goes beyond the dimensions of the optics area to the outer borders of the circles labeled with R.

## Electrical connection

### Connection 1

|                    |                               |
|--------------------|-------------------------------|
| Function           | Cascade, Host In              |
|                    | Cascade, Middle Guest In      |
| Type of connection | Cable with connector          |
| Cable length       | 330 mm                        |
| Sheathing material | PUR                           |
| Cable color        | Black                         |
| Type of stranding  | Pair stranding (twisted pair) |
| Wire cross section | 0.14 mm <sup>2</sup>          |
| Thread size        | M12                           |
| Type               | Male                          |
| Material           | Plastic                       |
| No. of pins        | 8 -pin                        |
| Encoding           | A-coded                       |

## Suitable receivers

|  | Part no. | Designation    | Article                       | Description  |
|--|----------|----------------|-------------------------------|--|
|  | 68021202 | MLC520R20-225G | Safety light curtain receiver | Resolution: 20 mm<br>Protective field height: 225 mm<br>Response time: 4 ms<br>Connection: Cable with connector, M12, Plastic, 8 -pin, 330 mm, PUR |

# Part number code

Part designation: **MLCxyy-za-hhhhei-ooo**

|             |   |
|-------------|---|
| <b>MLC</b>  | <b>Safety light curtain</b>   |
| <b>x</b>    | <b>Series</b><br>3: MLC 300<br>5: MLC 500   |
| <b>yy</b>   | <b>Function classes</b><br>00: transmitter<br>01: transmitter (AIDA)<br>02: transmitter with test input<br>10: basic receiver - automatic restart<br>11: basic receiver - automatic restart (AIDA)<br>20: standard receiver - EDM/RES selectable<br>30: extended receiver - blanking/muting |
| <b>z</b>    | <b>Device type</b><br>T: transmitter<br>R: receiver   |
| <b>a</b>    | <b>Resolution</b><br>14: 14 mm<br>20: 20 mm<br>30: 30 mm<br>40: 40 mm<br>90: 90 mm  |
| <b>hhhh</b> | <b>Protective field height</b><br>150 ... 3000: from 150 mm to 3000 mm  |
| <b>e</b>    | <b>Host/Guest (optional)</b><br>H: Host<br>MG: Middle Guest<br>G: Guest   |
| <b>i</b>    | <b>Interface (optional)</b><br>/A: AS-i   |
| <b>ooo</b>  | <b>Option</b><br>/V: high Vibration-proof<br>EX2: explosion protection (zones 2 + 22)<br>SPG: Smart Process Gating  |

**Note**



A list with all available device types can be found on the Leuze website at [www.leuze.com](http://www.leuze.com).

## Notes


 **Observe intended use!**




- The product may only be put into operation by competent persons.
- Only use the product in accordance with its intended use.

## Accessories


### Connection technology - Interconnection cables

|  | Part no. | Designation      | Article               | Description  |
|--|----------|------------------|-----------------------|--|
|  | 429278   | CB-M12-2000E-8TP | Interconnection cable | Connection 1: Connector, M12, Axial, Female, A-coded, 8 -pin<br>Connection 2: Connector, M12, Axial, Male, A-coded, 8 -pin<br>Shielded: Yes<br>Cable length: 2,000 mm<br>Sheathing material: PUR |


### Mounting technology - Mounting brackets

|  | Part no. | Designation | Article             | Description  |
|--|----------|-------------|---------------------|--|
|  | 429006   | BT-2L-HG    | Mounting device set | Mounting bracket, at device: Screw type<br>Material: Metal |



### Mounting technology - Swivel mounts

|  | Part no. | Designation | Article              | Description   |
|--|----------|-------------|----------------------|---|
|  | 429395   | BT-2HF-G    | Mounting bracket set | Fastening, at system: Through-hole mounting<br>Mounting bracket, at device: Clampable<br>Type of mounting device: Turning, 360°<br>Material: Metal, Plastic |

### Alignment aids

|  | Part no. | Designation | Article       | Description               |
|--|----------|-------------|---------------|---------------------------|
|  | 520101   | AC-ALM-M    | Alignment aid | Housing material: Plastic |

### Services

|  | Part no. | Designation | Article                                      | Description  |
|--|----------|-------------|--|--|
|  | S981050  | CS40-I-140  | Safety inspection<br>"Safety light barriers" | Details: Checking of a safety light barrier application in accordance with current standards and guidelines. Inclusion of the device and machine data in a database, production of a test log per application.<br>Conditions: It must be possible to stop the machine, support provided by customer's employees and access to the machine for Leuze employees must be ensured.<br>Restrictions: Travel costs and accommodation expenses charged separately and according to expenditure. |
|  | S981046  | CS40-S-140  | Start-up support                             | Details: For safety devices including stopping time measurement and initial inspection.<br>Conditions: Devices and connection cables are already mounted, price not including travel costs and, if applicable, accommodation expenses.<br>Restrictions: Max. 2 h., no mechanical (mounting) and electrical (wiring) work performed, no changes (attachments, wiring, programming) to third-party components in the nearby environment.   |

## Accessories

### Note



↪ A list with all available accessories can be found on the Leuze website in the Download tab of the article detailed page.